

ASSEMBLY

SUMMER 2012

Welcome to ASSEMBLY Summer 2012 - the coolest demo party of the year!

To enjoy a pleasurable stay, we ask you to follow all party rules, Finnish laws and the instructions of the ASSEMBLY staff. Serious violations of the rules can get you removed from the party place.

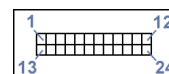
What to do now?

1. Find your place, bring your equipment in and then return the trolley to the loading entrance.
2. Register to the **PMS**. This can be done by using a web browser. Use your e-ticket code. Registration is **mandatory**! Go to **pms.assembly.org**.
3. If you are entering any of the competitions, make sure that you submit your entries before the deadlines (Thu 22:00 and Fri 20:00) at **pms.assembly.org**
4. Make sure that you don't leave your property unattended.
5. Have fun and remember to vote: **pms.assembly.org**

How to find your computer place?

1. Your place(s) has been marked on the order confirmation sent to you. If you've lost it, contact the Infodesk.
2. First find the correct column (A-E) and then the correct row (5-17 on the Arena level; F1-F16, 1-4 and 18-21 in the grand stand). There are also places outside the Main Arena: G1-G14 (GameLab).
3. Computer places are numbered beginning from the top-left most corner and increasing toward the top-right corner. The numbering continues from the bottom-left corner. There can be 12, 18, 24, 30, 36 or 42 places per table

Computer place numbering in a table:



If you have any problems please contact the Infodesk located next to the main entrance

General rules

- Follow all instructions given by the staff - especially those of the Security crew. Failure to do so can get you expelled from the party.
- All Finnish laws and rules apply - we will contact the police if needed.
- No piracy, cracking or trading. Wares or any illegal software are not allowed to exist or to be distributed. No hacking of the party network or any network. Violations will get you removed from the party place.
- All kitchen equipment must be placed & used at their designated area.
- No alcohol or any drugs are allowed at the party place. Intoxicated persons will be removed from the party place
- No smoking inside the party place. You can smoke at the smoking area located outside of the main entrance.
- Do not damage the party place! All damages will be deducted from prizes. Do not attach posters or stickers anywhere else than to the poster wall next to the Infodesk.
- Close your monitors, speakers and other light and audio sources during competitions. The compos won't begin until it's dark and quiet!
- Don't leave your belongings unattended! If you can't guard it, bring it to the Infodesk for safekeeping!
- The main entrance is open 24h/day. You can go in and out as you like.
- It is forbidden to sit on the stairs. It is forbidden to sleep in the grand stand or on the 3rd floor outside of the designated sleeping areas or in cars in the parking hall due to fire safety regulations

First aid

- The first aid stations are marked on the map on the other side.

Security problems

- Contact the security personnel as soon as possible.

Network problems

- Contact the Infodesk (First floor), if you can't solve the problem.

ASSEMBLY staff wears an ID badge and a shirt. The color of the shirt tells you what function the person has

- | | |
|----------------------------------|------------------------|
| Red T-shirt | - General organizers |
| Yellow safety vest | - Security crew |
| Green T-shirt | - NetCrew |
| Dark blue T-shirt | - LiveCrew, AssemblyTV |
| Orange T-shirt | - CompoCrew |
| Dark blue shirt w/ collar | - Main organizers |

Loading and unloading

Main entrance is open 24h/day.

Loading entrances are open Thu and Fri 12-18, and Sun 10-18.

Choose the correct entrance and speed up your life.

Main arena, rows 1-4	Entrance 2	(1st floor)	Parking level P3
Main arena, rows 5-17	Entrance 1	(ground floor)	Parking level P0-P2
Main arena, rows 18-21	Entrance 2	(1st floor)	Parking level P3
Main arena, rows F1-F16	Entrance 2	(1st floor)	Parking level P3
GameLab	Entrance 2	(1st floor)	Parking level P3
Demoscene area	Entrance 2	(1st floor)	Parking level P3

Quick network guide

To connect to the ASSEMBLY network, you need a 10/100 Mbps Ethernet card with an RJ45 connector and 5-10 meters of Ethernet cable.

- Connect your network card to the switch located in the center of the table group. If your computer is on, a green light should appear above the socket.

- The network uses the TCP/IP protocol. All IP-addresses and other configuration data is dealt out using DHCP. Make sure that TCP/IP and DHCP are turned on in your network settings.

- Remember to disable all DHCP servers! E.g. Windows XP comes with a DHCP server and if it is not disabled, PartyNet will not work correctly.

- WLAN is available for limited use. Primary network name (SSID): "ASSEMBLY", secondary: "ASSEMBLY-G". No encryption or authentication. Network type is infrastructure / access point.

- If your settings are correct and the network still doesn't work, try rebooting before you contact the Infodesk.

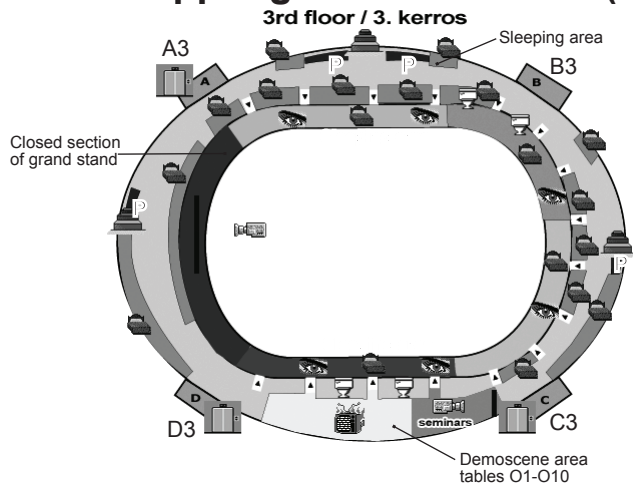
- Always use antivirus and firewall software to protect your computer!

- You can find the complete instructions at www.assembly.org. Ask your neighbor to get the instructions for you from the site. If nothing helps, contact the Infodesk in the First floor.

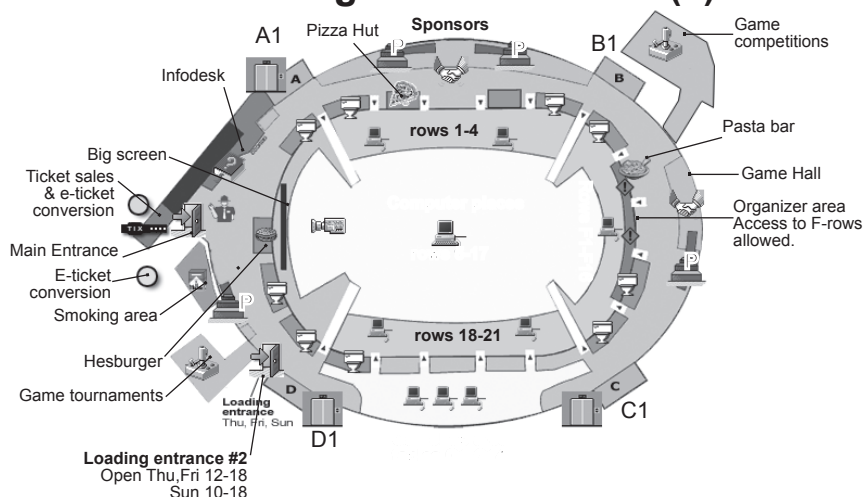
Key network services

Home page:	www.assembly.org
TV-webcast:	www.assemblytv.net
Register, compos:	pms.assembly.org
Game tournaments:	tournaments.peliliga.fi
FTP server:	ftp.assembly.org
IRC:	irc.assembly.org
Mobile site:	m.assembly.org
Facebook:	www.facebook.com/assemblyparty

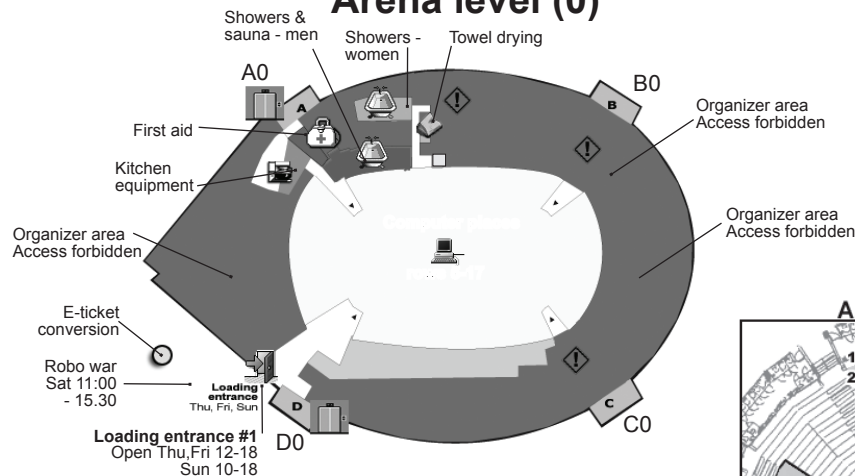
Upper grand stand level (3)



Lower grand stand level (1)



Arena level (0)



P Stairs between 1st and 3rd floor

D0-D3 Elevator 0., 1. and 3. floors

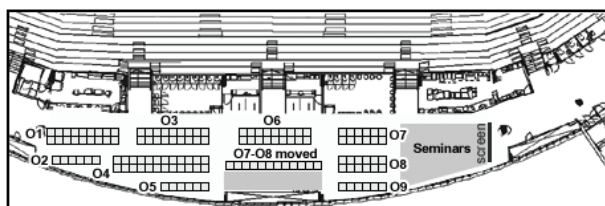
A0-A3 Elevator 0. (Thu, Fri, Sun), 1. and 3. floor

C0-C3 Elevator 1. and 3. floor

B0-B3 Stairs - closed

Infodesk, restaurants, kiosks and showers are open 24h/day.

Demoscene area 3rd floor



Schedule

Thursday 2nd of August

12:00 ASSEMBLY Summer 2012 starts! All doors open
12:00 AssemblyTV broadcast starts
17:00 ARTtech seminars starts
18:00 Loading doors are closed
18:00 Opening ceremony
19:00 Signup for DOTA2 and LoL ends
20:00 DOTA2 and LoL BYOC tournaments start
22:00 Deadline for oldskool demo, 1k intro and individual compos
22:00 Concert: Poets of the Fall

Friday 3rd of August

00:00 GameDev compo
09:00 Signup for sports and machine dance ends
10:00 ARTtech seminars start
10:00 leSF StarCraft 2 - semifinals, finals
10:00 Disk & CD throwing, ASUS soccer tournament. Come to Info!
12:00 Loading doors are opened
14:00 MegaScreen by Rovio
15:00 Cosplay event by BatMud
16:00 Fast music compo
16:00 NHL 2011 tournament
17:00 Fast graphics compo
17:30 MegaScreen by Rovio
18:00 Loading doors are closed
18:15 Dance music compo
19:00 ASSEMBLY 20 years show
20:00 Deadline for group compos
21:00 Scene.org awards
22:30 Concert: Jeroen Tel

Saturday 4th August

00:00 Oldskool demo compo
10:00 ARTtech seminars start
11:00 Robosota tournament qualifier
14:00 leSF Tekken 6 finals
14:00 Robosota tournament finals
15:00 Listening music compo
15:00 ASUS ROG Starcraft 2 semifinals
16:00 Graphics compo
17:00 1k intro compo
17:00 FIFA 2012 tournament
17:30 Voting ends for individual and GameDev compos
18:00 ASUS ROG Starcraft 2 bronze match
18:00 Real wild demo compo
19:00 Prize ceremony
20:00 ASUS ROG Starcraft 2 finals
20:30 Short film compo
22:00 Super Street Fighter tournament
22:00 Steelseries Counter-Strike: Source finals
22:00 4k intro compo
23:00 Demo compo

Sunday 5th August

10:00 Loading doors are opened
11:00 Machine dance final
12:00 Voting ends
14:00 Prize ceremony and closing ceremony
16:15 Lights on. AssemblyTV broadcast ends
17:00 Electricity and party network are turned off
18:00 Doors closed. ASSEMBLY Summer 2012 is over.

Computer place map

