

# ASSEMBLY

## SUMMER 2015

### Welcome to ASSEMBLY Summer 2015 - the coolest computer party of the year!

To enjoy a pleasurable stay, we ask you to follow all party rules, Finnish laws and the instructions of the ASSEMBLY staff. Serious violations of the rules can get you removed from the party place.

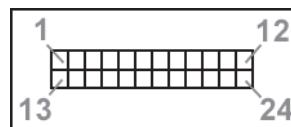
#### What to do now?

1. Find your place, bring your equipment in and then return the trolley to the loading entrance.
2. Register to the **PMS**. Go to **pms.assembly.org** and use your eticket code. Don't forget to vote!
3. If you are entering any of the competitions, make sure that you submit your entries before the deadlines (Thu 22:00 and Fri 20:00) at **pms.assembly.org**
4. Make sure that you don't leave your property unattended.
5. Have fun!

#### How to find your computer place?

1. Your place(s) has been marked on the order confirmation sent to you. If you've lost it, contact the Infodesk.
2. First find the correct column (A-H) and then the correct row (1-20).
3. Computer places are numbered beginning from the top-left most corner and increasing toward the top-right corner. The numbering continues from the bottom-left corner. There can be from 10 to 32 computer places per table.

Computer place numbering in a table:



If you have any problems please contact the Infodesk

## General rules

- Follow all instructions given by the staff - especially those of the Security crew. Failure to do so can get you removed from the party.
- All Finnish laws and rules apply - we will contact the police if needed.
- No piracy, cracking or trading. Wares or any illegal software are not allowed to exist or to be distributed. No hacking of the party network or any network. Violations will get you removed from the party place.
- All kitchen equipment must be placed & used at their designated area.
- No alcohol or any drugs are allowed at the party place. Intoxicated persons will be removed from the party place
- No smoking inside the party place. This includes also e-cigarettes. You can smoke at the smoking area located outside of the main entrance.
- Do not damage the party place! All damages will be deducted from prizes. Do not attach posters or stickers anywhere else than to the poster wall next to the Infodesk.
- Close your speakers and other light and audio sources during demoscene competitions. Close also your monitor if you are seated in the Compo area.
- Don't leave your belongings unattended! If you can't guard it, bring it to the Infodesk for safekeeping!
- The main entrance is open 24h/day. You can go in and out as you like.
- It is forbidden sleep under the tables or in cars in the parking hall due to fire safety regulations

#### First aid

- The first aid stations are marked on the map on the other side.

#### Security problems

- Contact the security personnel as soon as possible.

#### Network problems

- Contact the Infodesk, if you can't solve the problem.

#### ASSEMBLY staff wears an ID badge and a shirt.

- Blue T-shirt** - Organizers
- Yellow safety vest** - Security crew
- Dark blue shirt w/ collar** - Main organizers

## Key network services

- Home page: [www.assembly.org](http://www.assembly.org)
- TV-webcast: [www.assemblytv.net](http://www.assemblytv.net)
- Register, compos: [pms.assembly.org](http://pms.assembly.org)
- Game tournaments: [tournaments.pelliliga.fi](http://tournaments.pelliliga.fi)
- IRC: [irc.assembly.org](http://irc.assembly.org)
- Mobile site: [m.assembly.org](http://m.assembly.org)
- Facebook: [www.facebook.com/assemblyparty](http://www.facebook.com/assemblyparty)

## Loading and unloading

The southern and northern main entrances are open 24h/day. The loading entrance is open Thu 12 - 21 and Sun 10 - 18.

Please park your car at the parking hall at the lowest level that has free spaces. Then bring in your equipment thru the loading entrance.

Exchange your eticket to a bracelet at the loading entrance. Then find your computer place.

## Network guide for computer places

To connect to the ASSEMBLY partynetwork, you need a 10/100/1000 Mbps Ethernet card with an RJ45 connector and about 15 meters of Ethernet twisted pair cable.

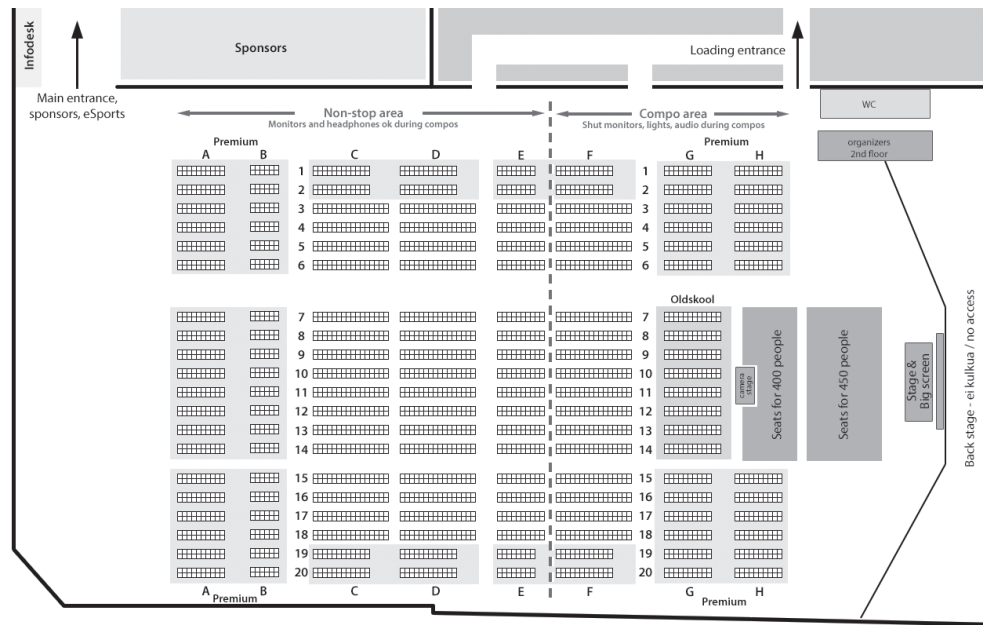
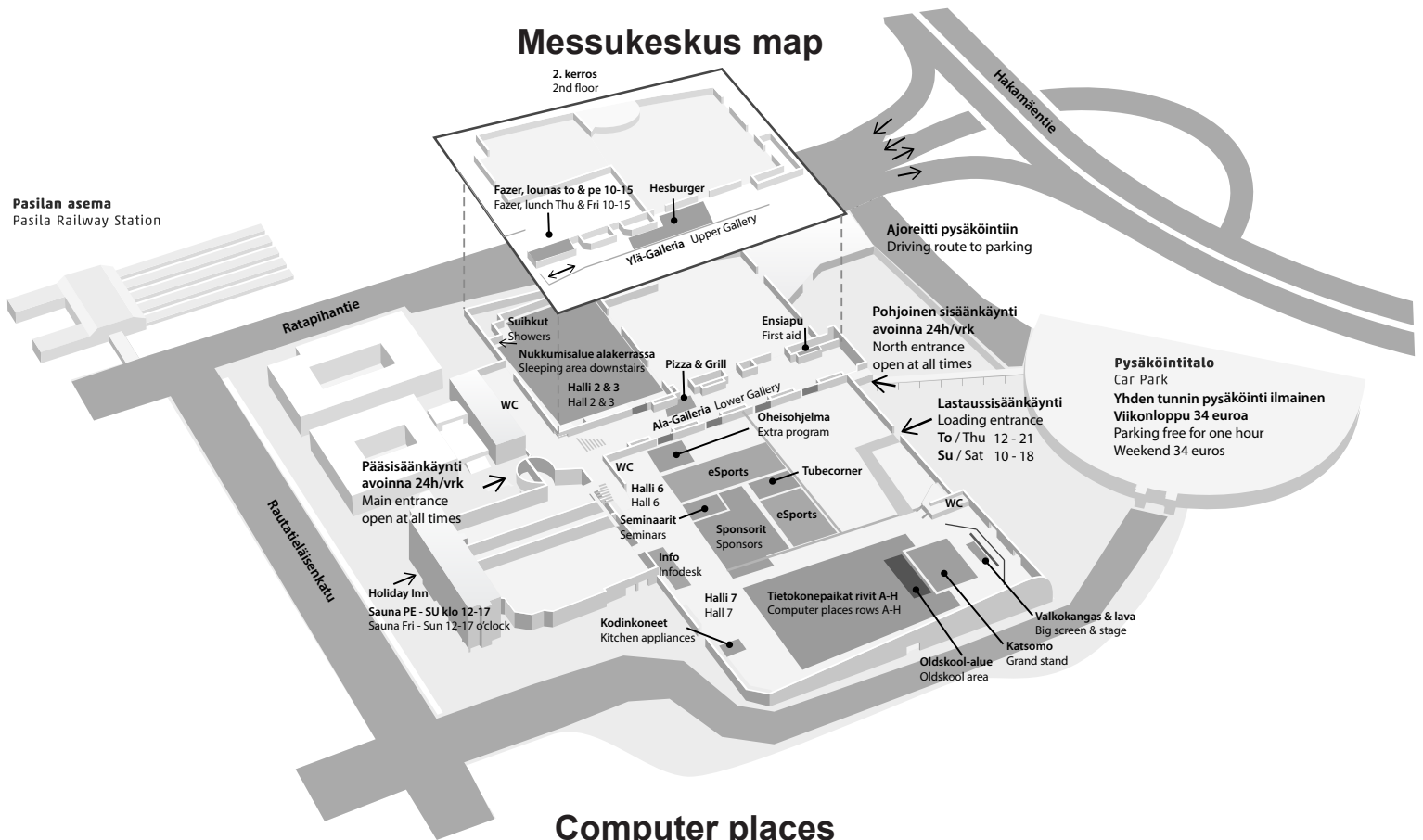
- Connect your network card using the Ethernet cable to the switch located in the center of the table group. If your computer is on, a green light should appear above the socket.
- The network uses the TCP/IP protocol. All IP-addresses and other configuration data is dealt out using DHCP. Make sure that TCP/IP and DHCP are turned on in your network settings.
- Make sure that Internet connection sharing of any kind via your computer is not enabled.
- If your settings are correct and the network still doesn't work, try rebooting before you contact the Infodesk.
- Always use antivirus and firewall software to protect your computer!
- You can find the complete instructions at [www.assembly.org](http://www.assembly.org). Ask your neighbour to get the instructions for you from the site.
- If nothing helps, contact the Infodesk.

## Wireless network guide

- If you have a computer place, you need to use the wired network.
- The identifiers of the wireless network (SSID) are "ASSEMBLY-FAST" and "ASSEMBLY-SLOW". ASSEMBLY-FAST is the primary wireless network and if your computer detects it, use it.
- Per-user bandwidth is restricted to provide better experience for all users.
- Open ports are ssh (22), http (80), https (443), imaps (993), ssl-pop (995) and irc (6667), all other ports are blocked. Practically this means that you can browse webpages and use irc, but for example playing online games is not possible via the wireless network.
- Personal access points and wireless networks are strictly prohibited.
- Make sure that Internet connection sharing of any kind via your computer is not enabled.

# Messukeskus map

**Pasilan asema**  
Pasila Railway Station



- 12:00 ASSEMBLY Summer 2015 starts!
- 12:00 Main entrance opened
- 12:00 Loading doors open
- 12:00 Sign-up for sports compos
- 17:00 Mad-Croc StarCraft II Casual tournament
- 18:00 Mad-Croc Dota 2 Casual tournament
- 18:00 Opening ceremony
- 22:00 Oldskool demo, individual and 1k intro compo deadline
- 22:00 GameDev compo
- 23:30 The best demos show

### Friday 31st July

- 11:00 Mad-Croc Counter-Strike: Global Offensive casual tournament
- 12:00 Disk throwing
- 12:30 CD throwing
- 13:00 ASUS Soccer tournament
- 14:00 Mad-Croc Hearthstone Casual tournament
- 15:45 Fast music compo
- 16:45 Fast graphics compo
- 17:15 Photo compo
- 18:00 Listening music compo
- 19:00 ASUS ROG StarCraft II Summer 2015 Semifinals
- 19:00 Mad-Croc League Of Legends casual tournament
- 19:15 Graphics compo
- 20:00 Group compo deadline
- 20:00 Dance music compo
- 21:30 1k intro compo
- 22:30 ASUS ROG StarCraft II Summer 2015 Final
- 23:15 Oldskool demo compo

### Saturday 1st August

- 12:00 Voting closes for individual and Game development compos
- 12:00 Robowar tournament qualifier
- 14:00 AMD CS:GO Challenge Summer 2015 Semifinal 1
- 14:30 Prize ceremony 1
- 15:00 Robowar tournament final
- 17:00 Short film compo
- 17:00 AMD CS:GO Challenge Summer 2015 Semifinal 2
- 18:00 ASUS ROG Hearthstone Summer 2015 Semifinal 1
- 18:15 Real wild demo compo
- 19:30 4k intro compo
- 19:30 ASUS ROG Hearthstone Summer 2015 Semifinal 2
- 21:00 AMD CS:GO Challenge Summer 2015 Final
- 21:00 ASUS ROG Hearthstone Summer 2015 Final

### Sunday 2nd August

- 00:00 Demo compo
- 10:00 Loading doors open
- 12:00 Voting closes
- 14:00 Prize ceremony 2
- 14:30 Closing ceremony
- 16:15 Lights go on
- 16:30 Party network goes down
- 17:00 Electricity is cut
- 18:00 Loading doors closed
- 18:00 ASSEMBLY Summer 2015 is over - see you next year!

### Updated schedule:

[www.assembly.org/program/schedule/](http://www.assembly.org/program/schedule/)  
[m.assembly.org](http://m.assembly.org)

Main entrances are open 24h / day.  
Loading entrance is open:  
Thursday 12:00 - 21:00  
Sunday 10:00 - 18:00

Infodesk, parking garage, showers are open 24h / day.

Sauna for men and women at the Holiday Inn hotel Friday, Saturday and Sunday between 12:00 and 17:00.

Women's turn at showers:  
Everyday 09:00 - 12:00 and 18:00 - 21:00